

# REFLECTIONS® COLLECTION

LENGTH	WIDTH	HEIGHT
84" X	66" X	36"
213 cm X	167 cm X	91 cm

## TRIAD™ 36"

### FEATURES:

100  
  
**3-4**  
 PERSONS

**33**   
 JETS

  
 LIQUID FX™

**3**   
 PUMPS

  
 ULTRAPURE™

  
 SMARTHUB™  
 CONTROL

  
 STATUS LIGHT

**1**   
 FLEX THERAPY  
 PILLOW™

  
 ULTRALOUNGE™

#### OPTIONAL:

  
 BLUETOOTH®  
 AUDIO SYSTEM

  
 D1® SpaIQ™

  
 DYNAMIC MASSAGE  
 SEQUENCER™



**DRY:** 591 lbs.  
 268 kg.

635 lbs.\*  
 288 kg.\*

**WET:** 2718 lbs.  
 1233 kg.

2762 lbs.\*  
 1253 kg.\*



**\*WITH MESSAGE  
 SEQUENCER**



DIMENSION ONE SPAS®

# Triad™ 36" (with Sequencer)

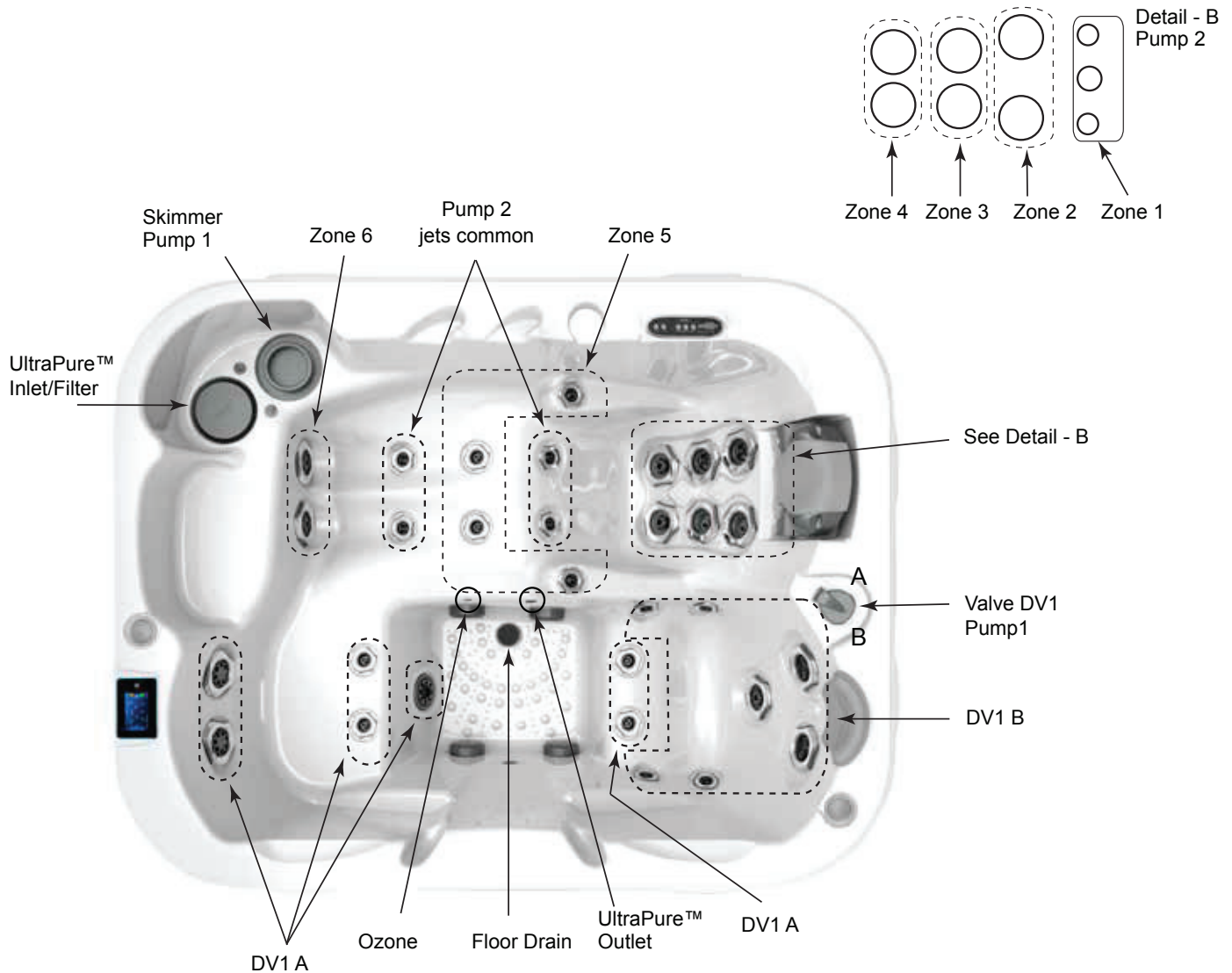
Seating Capacity.....	3-4 Adults
Dimensions .....	84" x 66" x 36", (213 cm x 168 cm x 91.44 cm)
Corner Radius .....	16" (41 cm)
Dry Weight.....	635 lbs (288 kg)
Filled Weight (Average Fill) .....	2,762 lbs (1,253 kg)
Water Capacity (Average Fill).....	255 US gallons (965 Liters)
Shipping Weight .....	635 lbs (288 kg)
Export Shipping Weight:.....	<b>685 lbs (311 kg)</b>
Electronic Controls .....	D1 SmartHUB™ full color glass touch control panel; access to control jets, temperature, settings and maintenance schedule
Pump 1.....	North America (60 Hz): 1-Speed, 3.6 HP break, 2.5 HP continuous, 48 Frame
Export (50 Hz): .....	<b>1-Speed, 2.0 HP continuous</b>
Pump 2.....	North America (60 Hz): 1-Speed, 3.6 HP break, 2.5 HP continuous, 48 Frame
Export (50 Hz): .....	<b>1-Speed, 2.0 HP continuous</b>
Circulation Pump.....	Yes
Fountain Pump .....	N/A
Filtration (factory default) .....	24/7 Filtration (Purge Cycles 2 x 10 minutes)
Total VCR Jets .....	33
Seat 1 Jets .....	2 Power Storm Multi-Port, 2 Cluster Storm Directional, 1 Typhoon (Footwell wall)
Seat 2 Jets .....	1 Pillow Mini Rotator, 2 Pillow Cluster Shower Directional, 4 Power Storm Rotator, 4 Power Storm Directional, 6 Mini Storm Rotator, 2 Mini Storm Directional
Seat 3 Jets .....	2 Power Storm Dual Rotator, 1 Power Storm Directional, 4 Mini Storm Directional, 2 Mini Storm Rotator
Massage Selectors .....	1
Special Features .....	Tactile Therapy, Spa Status Light, Flex Therapy Pillow™, Dynamic Massage Sequencer™
Water Management System.....	UltraPure™ System; Two 75 ft <sup>2</sup> filter cartridge; 8" Weir
LED Lighting .....	Liquid FX™
Optional .....	Exterior Lights
Terracina™ Cabinet Colors .....	Driftwood, Vintage Cedar, Midnight Maple
Acrylic Colors .....	Moonstone, UltraLife™, Sunstone, Smoked Marble, UltraLife Gray, Desert Stone
Headrests .....	2 (1 Standard, 1 Flex Therapy Pillow™)
Water Feature.....	N/A
Heater .....	2.1, 3.4, 5.5 kW
Export (50Hz) .....	<b>2.1, 3.4, 5.5 kW</b>
Electrical Requirements: .....	North America (60 Hz): 240 VAC@30A, 40A or 50A <b>Export (50 Hz): 230 VAC@1x16A, 1x32A, 2x16A, 3x16A or suitably rated circuit breaker to comply with local electrical codes. Certain countries may require dual power inputs</b>
Warranty*.....	North America (60 Hz): Lifetime for UltraLife Shell Surface, 7 Years Acrylic Shell Surface, 5 Years Plumbing, 5 Years Equipment and Controls, 7 Years for Terracina™ Cabinet, 1 Year Water Purification System, 2 Years for Jet Insert, 1 Year for Jet Escutcheon, 2 Years Lights, 1 Year Stereo; <b>Export (50 Hz): 10 Years for UltraLife Shell Surface, 7 Years Acrylic Shell Surface, 5 Years Plumbing, 5 Years Equipment and Controls, 2 Years for Terracina™ Cabinet, 1 Year Water Purification System, 2 Years for Jet Insert, 1 Year for Jet Escutcheon, 2 Years Lights, 1 Year Stereo</b>
Audio System (Optional).....	Fully Integrated Stereo System with Bluetooth capability, 4 premium speakers and a subwoofer
Optional .....	SmartTub™



\*(See Warranty Document for Specific Details)

# Triad 36" (with Sequencer)

## Massage Selector Diagram




Spa Operation Subject to Change without Notice

## Seat Depths

- 1 = 18.25" (46.36 cm)
- 2 = 10.25" (26.04 cm)
- 3 = 26.00" (66.04 cm)
- 4 = 26.25" (66.68 cm)
- 5 = 34.00" (86.36 cm)

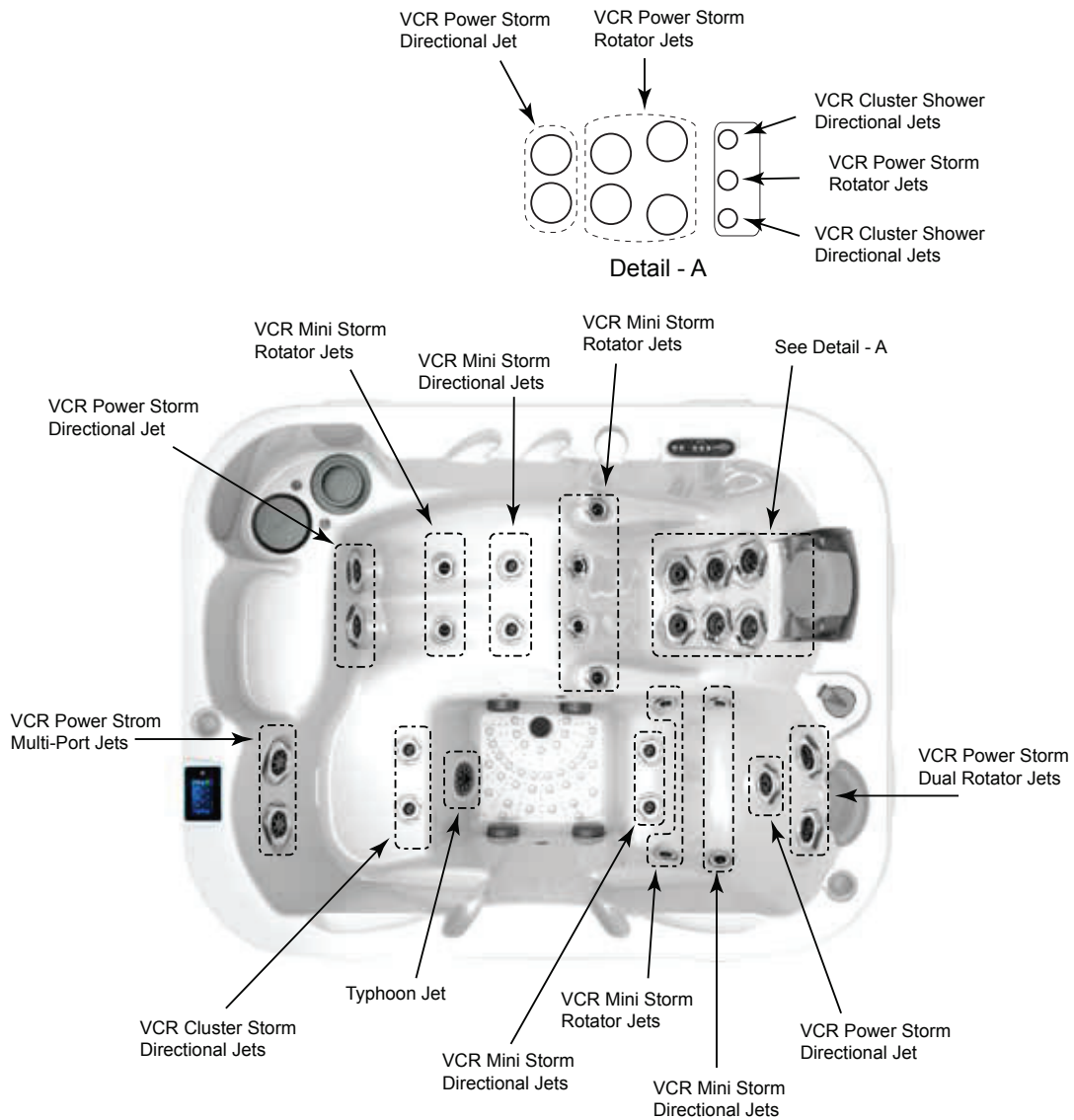
Listed dimensions represent distance from top of acrylic to lowest point in seat. Tolerance  $\pm 0.5"$  (1.27 cm).



Dimensions/Specifications are Subject to Change Without Notice

# Triad 36" (with Sequencer)

## Jet Designation



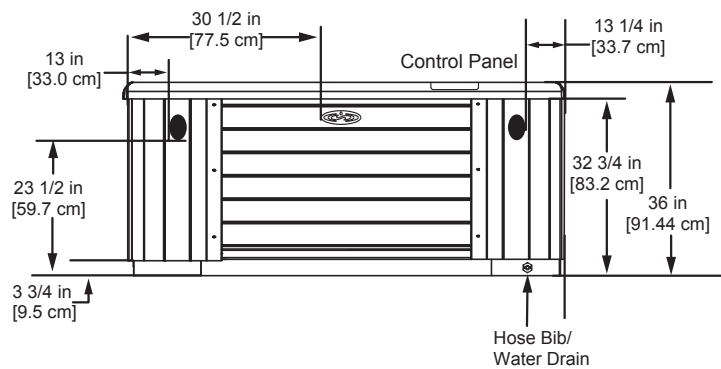

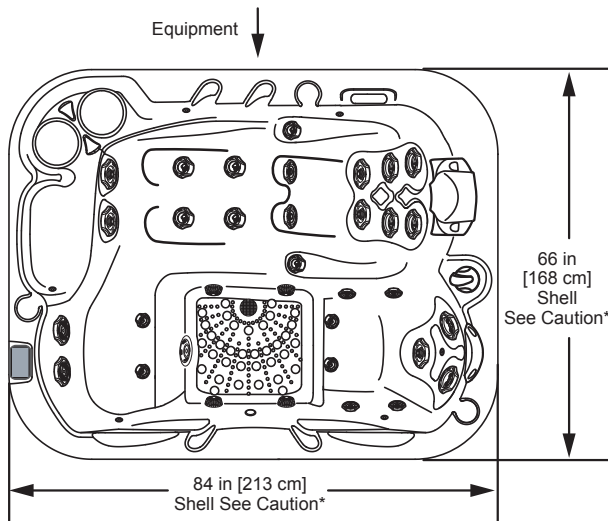
Dimensions/Operation/Specifications are Subject to Change Without Notice

### 33 Total Jets



### Total Jets

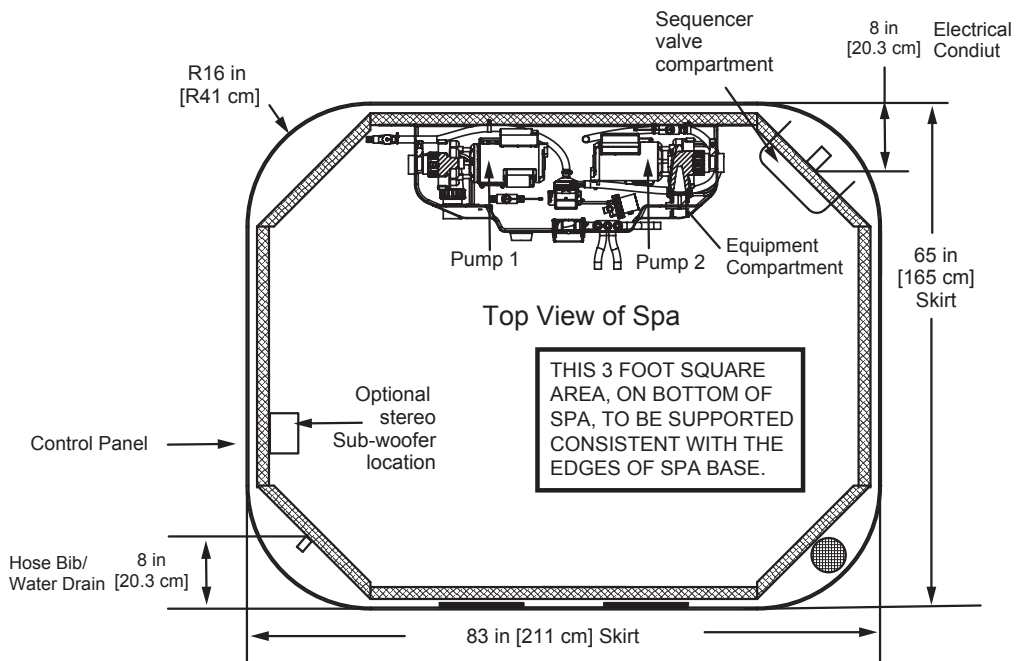
# Triad 36" (with Sequencer)



**STOP**

**\*Caution:** Due to manufacturing tolerances there could be some minor differences between the actual spa and the drawing above.

**If site planning is critical to such tolerances, be sure to measure your actual spa.**



- Note:**
1. Engineering specs may differ slightly from brochure.
  2. For E-Z lifter installation allow 18" (45.7cm) clearance on the backside of the spa.
  3. Alternative cabinets may add significant weight. Ask your dealer for exact details
  4. This is the approximate location for drilling a hole if you must bring the power line in through the bottom of the spa. Be careful not to puncture a plumbing line inside the equipment compartment (drill from the inside compartment out).

Dimensions/Specifications are Subject to Change Without Notice (Tolerance  $\pm 0.5"$  [1.27 cm]).