


REFLECTIONS™ COLLECTION


LENGTH	WIDTH	HEIGHT
92" x	92" x	36"
234 cm x	234 cm x	91 cm

DIPLOMAT™

FEATURES:

- 

5-6 PERSONS
- 


45 JETS
- 

LIQUID FX™
- 


4 PUMPS
- 

ULTRAPURE™
- 

SMARTHUB™ CONTROL
- 

STATUS LIGHT
- 

3 FLEX THERAPY PILLOW™
- 

2 ULTRALOUNGE™
- OPTIONAL:**
- 

BLUETOOTH® AUDIO SYSTEM
- 

D1® SPA CONNECT
- 

EXTERIOR LIGHTING




**DRY: 900 lbs.
408 kg.**

**WET: 3650 lbs.
1656 kg.**



DIMENSION ONE SPAS®

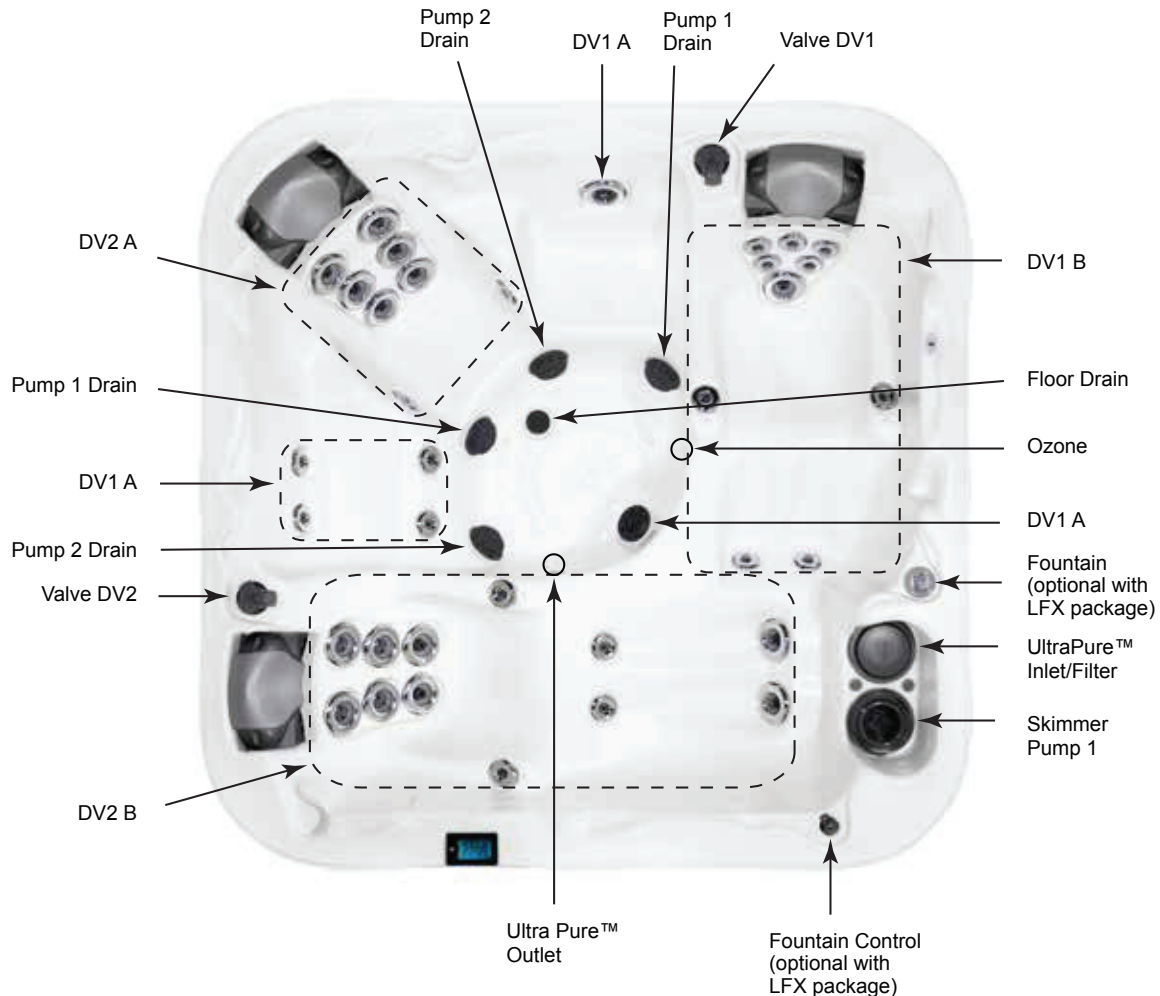
Diplomat™

Seating Capacity.....	5 Adults	
Dimensions	92" x 92" x 35 1/2", (234 cm x 234 cm x 90 cm)	
Corner Radius.....	16" (41 cm)	
Dry Weight.....	900 lbs (408 kg)	
Filled Weight (Average Fill)	3,650 lbs (1,656 kg)	
Water Capacity (Average Fill).....	330 US gallons (1,250 Liters)	
Shipping Weight	900 lbs (408 kg)	
Export Shipping Weight:.....	950 lbs (431 kg)	
Electronic Controls	D1 SmartHUB™ full color glass touch control panel; access to control jets, temperature, settings and maintenance schedule	
Pump 1.....	North America (60 Hz): 2-Speed, 4.0 HP break, 2.5 HP continuous, 48 Frame	
Export (50 Hz):	1-Speed, 2.0 HP continuous	
Pump 2.....	North America (60 Hz): 1-Speed, 3.6 HP break, 2.5 HP continuous, 48 Frame	
Export (50 Hz):	1-Speed, 2.0 HP continuous	
Circulation Pump.....	Yes	
Fountain Pump	Yes	
Filtration (factory default).....	24/7 Filtration (Purge Cycles 2 x 10 minutes)	
Total VCR Jets	45	
Seat 1 UltraLounge Jets.....	1 Pillow Mini Storm Rotator, 2 Pillow Cluster Shower Directional, 4 Power Storm Dual Rotator, 4 Power Storm Directional, 2 Mini Storm Rotator, 2 Mini Storm Directional	
Seat 2 Jets.....	4 Mini Storm Directional	
Seat 3 Jets.....	1 Pillow Mini Storm Rotator, 2 Pillow Cluster Shower Directional, 2 Power Storm Rotator, 4 Power Storm Directional, 2 Mini Storm Directional	
Seat 4 Jets.....	1 Power Storm Multi Port	
Seat 5 UltraLounge Jets.....	1 Pillow Mini Storm Rotator, 2 Pillow Cluster Shower Directional, 1 Power Storm Rotator, 7 Mini Storm Rotator, 2 Mini Storm Directional	
Footwell (6).....	1 Typhoon	
Massage Selectors	2	
Special Features	Tactile Therapy, Spa Status Light, 3 Flex Therapy Pillow™, UltraLounge™, Aux Control	
Water Management System.....	UltraPure™ System; Two 75 ft ² filter cartridge; 8" Weir	
LED Lighting	Liquid FX™	
Optional	Exterior Lights	
Terracina™ Cabinet Colors	Driftwood, Vintage Cedar, Midnight Maple	
Acrylic Colors	Moonstone, UltraLife, Sand, Sunstone, Smoked Marble, UltraLife Gray, Desert Stone	
Headrests	3 Flex Therapy Pillow™	
Water Feature.....	Fountain with independent flow rate (on or off) adjustment; powered by the fountain pump	
Heater	2.1, 3.4, 5.5 kW	
Export (50Hz)	2.1, 3.4, 5.5 kW	
Electrical Requirements:	North America (60 Hz): 240 VAC@30A, 40A or 50A Export (50 Hz): 230 VAC@1x16A, 1x32A, 2x16A, 3x16A or suitably rated circuit breaker to comply with local electrical codes. Certain countries may require dual power inputs	
Warranty*.....	North America (60 Hz): Lifetime for UltraLife Shell Surface, 7 Years Acrylic Shell Surface, 5 Years Plumbing, 5 Years Equipment and Controls, 7 Years for Terracina™ Cabinet, 1 Year Water Purification System, 2 Years for Jet Insert, 1 Year for Jet Escutcheon, 2 Years Lights, 1 Year Stereo; Export (50 Hz): 10 Years for UltraLife Shell Surface, 7 Years Acrylic Shell Surface, 5 Years Plumbing, 5 Years Equipment and Controls, 2 Years for Terracina™ Cabinet, 1 Year Water Purification System, 2 Years for Jet Insert, 1 Year for Jet Escutcheon, 2 Years Lights, 1 Year Stereo	
Audio System (Optional).....	Fully Integrated Stereo System with Bluetooth capability, 4 premium speakers and a subwoofer	
Optional.....	SmartTub™	

*(See Warranty Document for Specific Details)

Diplomat

Massage Selector Diagram



- DV1 = Diverter Valve 1
- DV1 A = Diverter Valve 1 (A position Counter Clockwise)
- DV1 B = Diverter Valve 1 (B Position Clockwise)
- DV1 C = Diverter Valve 1 (Neutral Position)
- DV2 = Diverter Valve 2
- DV2 A = Diverter Valve 2 (A Position Clockwise)
- DV2 B = Diverter Valve 2 (B Position Counter Clockwise)
- DV2 C = Diverter Valve 2 (Neutral Position)

Spa Operation Subject to Change without Notice

Seat Depths

- 1 = 24.00" (60.96 cm)
- 2 = 20.00" (50.80 cm)
- 3 = 29.00" (73.66 cm)
- 4 = 24.00" (60.96 cm)
- 5 = 24.00" (60.96 cm)
- 6 = 31.00" (78.74 cm)

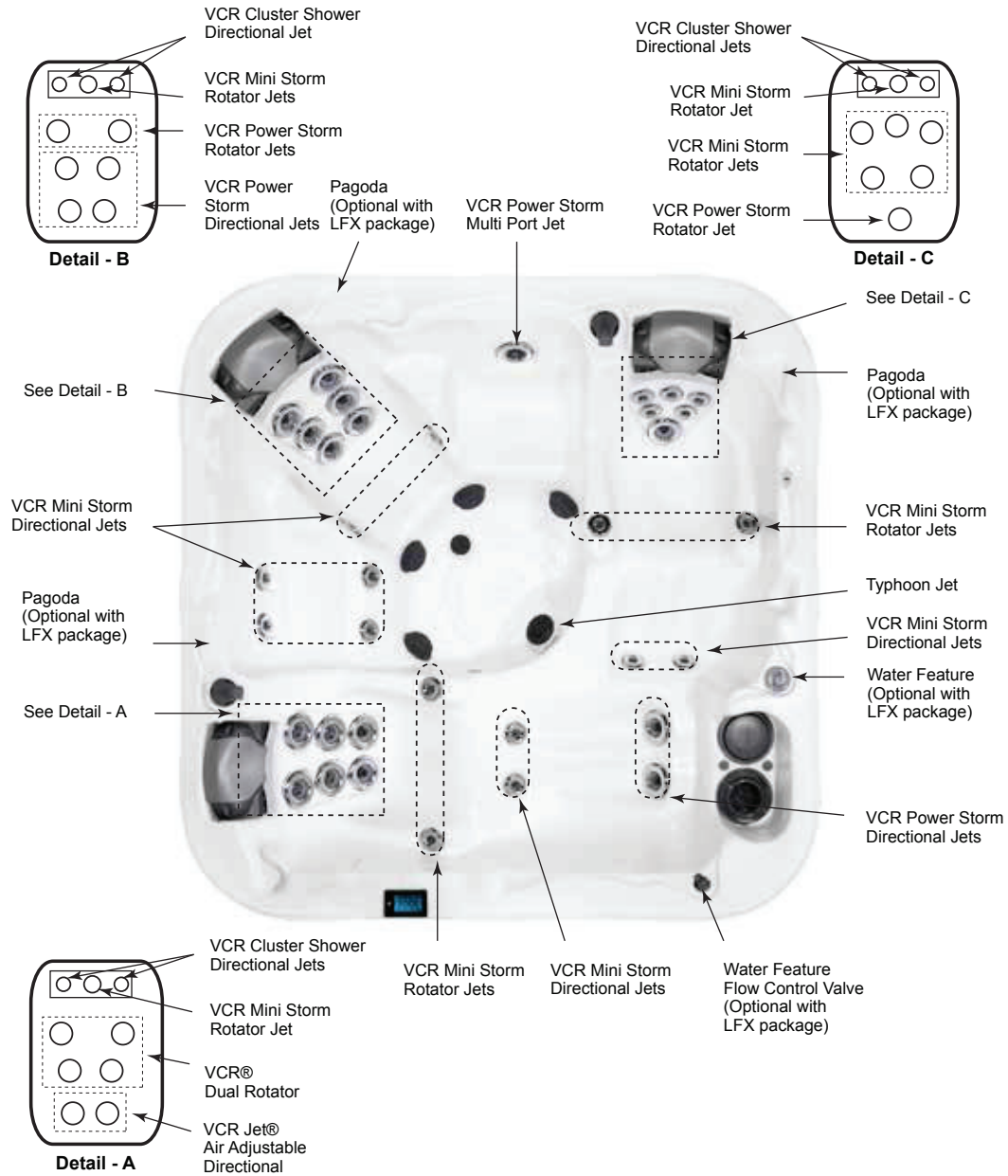
Listed dimensions represent distance from top of acrylic to lowest point in seat. **Tolerance ± 0.5" (1.27 cm).**



Dimensions/Specifications are Subject to Change Without Notice

Diplomat

Jet Designation

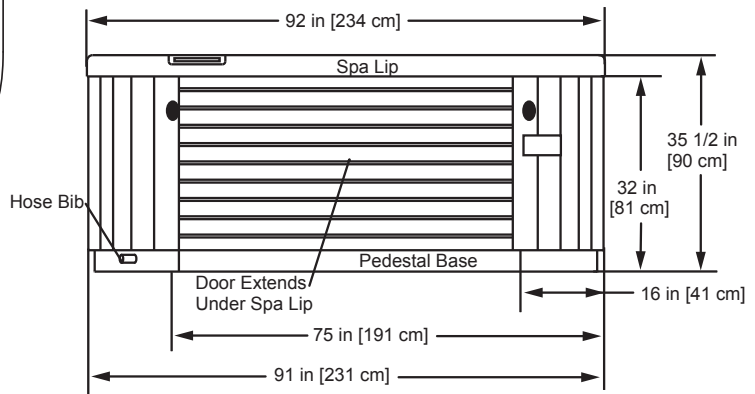
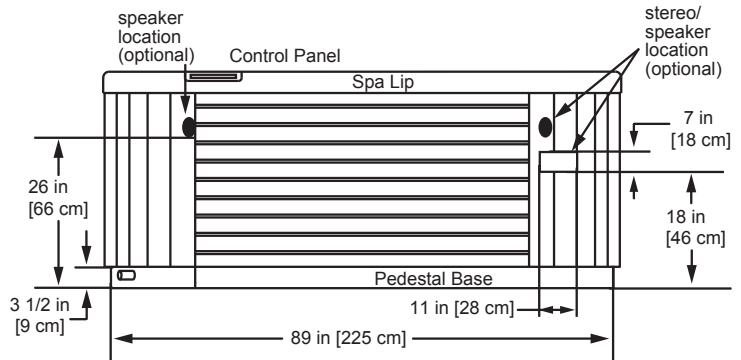
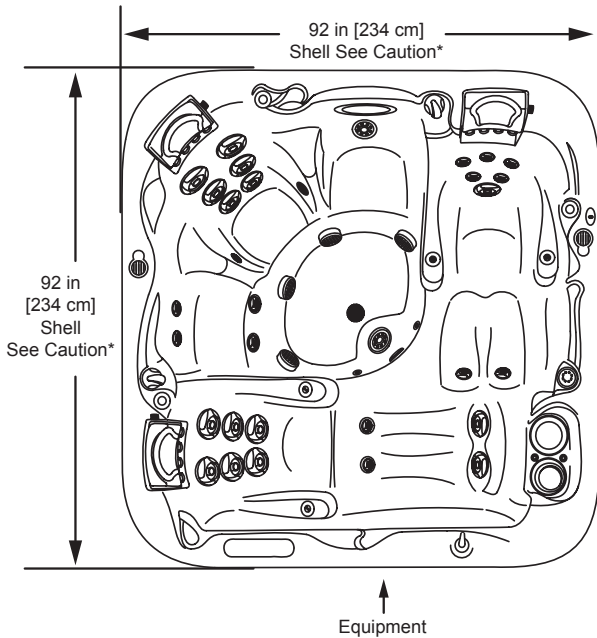


Dimensions/Operation/Specifications are Subject to Change Without Notice

45 Total Jets

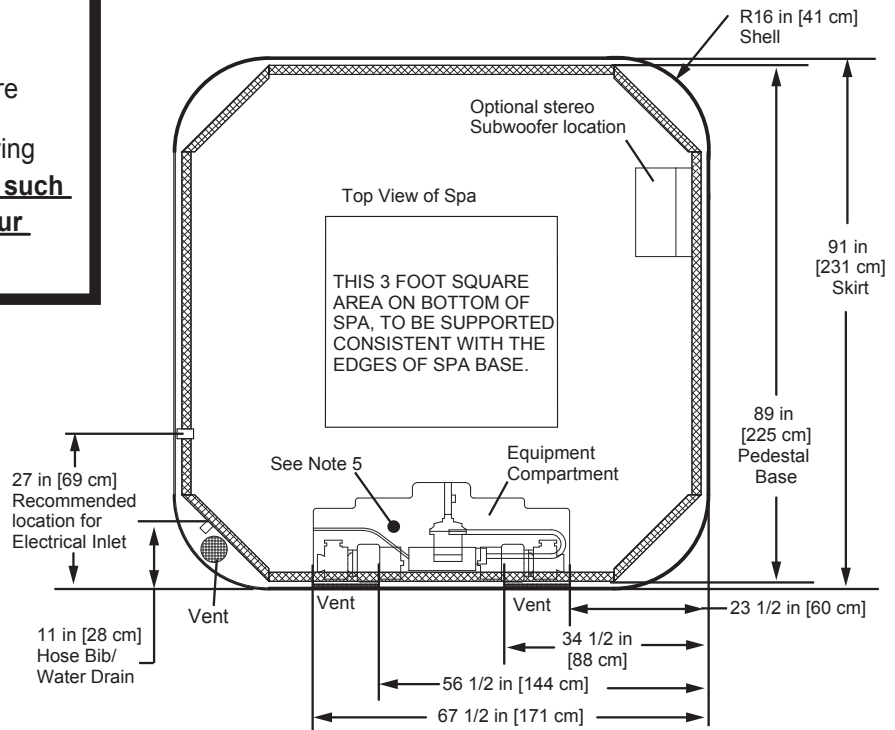


Diplomat



STOP

***Caution:**
 Due to manufacturing tolerances there could be some minor differences between the actual spa and the drawing above. **If site planning is critical to such tolerances, be sure to measure your actual spa.**



- Note:
1. Subject to change without notice.
 2. Engineering specs may differ slightly from brochure.
 3. For E-Z lifter installation allow 18" (45.7cm) clearances on the backside of the spa.
 4. Alternative cabinets may add significant weight. Ask your dealer for exact details.
 5. This is the approximate location for drilling a hole if you must bring the power line in through the bottom of the spa. Be careful not to puncture a plumbing line inside the equipment compartment (drill from the inside compartment out).

Dimensions/Specifications are Subject to Change Without Notice (Tolerance $\pm 0.5"$ [1.27 cm]).



DIMENSION ONE SPAS[®]
Energy + Smart

Energy Usage

Diplomat

Estimated Operating Cost

\$13.44

		Estimated Monthly Cost
Cost per kilowatt hour	7¢	\$13.44
	10¢	\$19.20
	15¢	\$28.79

Energy usage assumptions:

- Outside ambient temperature during testing maintained at 60°F (16°C)
- Spa thermostat set at 104°F (40°C)
- Daily spa use estimated at 20 minutes every other day with all jet pumps on high speed
- Energy cost assumed at \$0.07 per kilowatt hour

Ask your salesperson or local utility for the energy rate (cost per kilowatt hour) in your area. Your cost may vary depending on your local energy rate and how often you use your hot tub.